

STATEMENT OF APPROPRIATIONS, ALLOTMENTS, OBLIGATIONS, DISBURSEMENTS AND BALANCES
As at the Quarter Ending June 30, 2024

Depart Department of Education (DepEd)
 Agenc Office of the Secretary
 Operati Division of Ozamiz City
 Organi 07 001 0810012
 Fund 01 - Regular Agency Fund
 (e.g. UACS Fund Cluster: 01-Regular Agency Fund, 02-Foreign Assisted Projects Fund, 03-Special Account-Locally Funded/Domestic Grants Fund, and 04-Special Account-Foreign Assisted/Foreign Grants Fund)

Current Year Appropriations
 Supplemental Appropriations
 X Continuing Appropriations

Particulars	UACS CODE	Appropriations			Allotments						Current Year Disbursements					Balances								
		Authoriz d Appropri ations	Adjustm ents (Transfer To/From, Modificatio n)	Adjusted Appropriat ions	Allotments		Adjustme nts (Reductio ns, Modificati on)	Tra nsf er To	Transfer From	Adjusted Allotments	Current Year Disbursements				Unused Funds		Unpaid Obligations (16-21)=(24+25)							
					SARO	Unobligated					1st Quarter Ending March 31	2nd Quarter Ending June 30	3rd Quar ter Endi ng	4th Quar ter Endi ng	Total	1st Quar ter Endi ng March 31	2nd Quar ter Endi ng June 30	3rd Qua rter End ing	4th Qua rter End ing	Total	Unrel eased Appr 22=(5- 11)	Unobligated Allotments 23=(11-16)	Due and Demandable 24	Not Yet Due and Demandable 25
1	2	3	4	5=(3+4)	6	7	8	9	10	11=[(6+7+(-)8)- 9+10]	12	13	14	15	16=(12+13+14+ 15)	17	18	19	20	21=(17+18+19 +20)	22=(5- 11)	23=(11-16)	24	25
Unobligated Allotment		0.00	0.00	0.00	0.00	6,411,225.11	0.00	0.00	3,577,965.34	9,989,190.45	544,916.23	3,330,241.05	0.00	0.00	3,875,157.28	274,476.67	904,069.59	0.00	0.00	1,178,546.26	0.00	6,114,033.17	1,587,453.12	1,109,158.00
I. Agency Specific Budget		0.00	0.00	0.00	0.00	6,411,225.11	0.00	0.00	3,577,965.34	9,989,190.45	544,916.23	3,330,241.05	0.00	0.00	3,875,157.28	274,476.67	904,069.59	0.00	0.00	1,178,546.26	0.00	6,114,033.17	1,587,453.12	1,109,158.00
General Administration and Support	10000000000000	0.00	0.00	0.00	0.00	436,291.36	0.00	0.00	578,160.00	1,014,451.36	124,710.79	204,893.08	0.00	0.00	329,603.87	124,300.79	78,218.50	0.00	0.00	202,519.29	0.00	684,847.49	127,084.58	0.00
General Management and Supervision	10000010001000	0.00	0.00	0.00	0.00	436,291.36	0.00	0.00	578,160.00	1,014,451.36	124,710.79	204,893.08	0.00	0.00	329,603.87	124,300.79	78,218.50	0.00	0.00	202,519.29	0.00	684,847.49	127,084.58	0.00
MOOE		0.00	0.00	0.00	0.00	436,291.36	0.00	0.00	578,160.00	1,014,451.36	124,710.79	204,893.08	0.00	0.00	329,603.87	124,300.79	78,218.50	0.00	0.00	202,519.29	0.00	684,847.49	127,084.58	0.00
Sub-Total, General Administration and Support		0.00	0.00	0.00	0.00	436,291.36	0.00	0.00	578,160.00	1,014,451.36	124,710.79	204,893.08	0.00	0.00	329,603.87	124,300.79	78,218.50	0.00	0.00	202,519.29	0.00	684,847.49	127,084.58	0.00
PS		0.00	0.00	0.00	0.00	0.00	0.00	0.00	0.00	0.00	0.00	0.00	0.00	0.00	0.00	0.00	0.00	0.00	0.00	0.00	0.00	0.00	0.00	0.00
MOOE		0.00	0.00	0.00	0.00	436,291.36	0.00	0.00	578,160.00	1,014,451.36	124,710.79	204,893.08	0.00	0.00	329,603.87	124,300.79	78,218.50	0.00	0.00	202,519.29	0.00	684,847.49	127,084.58	0.00
FinEx (if Applicable)		0.00	0.00	0.00	0.00	0.00	0.00	0.00	0.00	0.00	0.00	0.00	0.00	0.00	0.00	0.00	0.00	0.00	0.00	0.00	0.00	0.00	0.00	0.00
CO		0.00	0.00	0.00	0.00	0.00	0.00	0.00	0.00	0.00	0.00	0.00	0.00	0.00	0.00	0.00	0.00	0.00	0.00	0.00	0.00	0.00	0.00	0.00
Support to Operations	20000000000000	0.00	0.00	0.00	0.00	1,238,206.00	0.00	0.00	297,660.00	1,535,866.00	152,444.44	896,700.83	0.00	0.00	1,049,145.27	72,654.44	223,813.83	0.00	0.00	296,468.27	0.00	486,720.73	605,945.10	146,732.00
Physical fitness and school sports	200000100001000	0.00	0.00	0.00	0.00	0.00	0.00	0.00	255,000.00	255,000.00	0.00	59,295.00	0.00	0.00	59,295.00	0.00	0.00	0.00	0.00	0.00	0.00	195,705.00	59,295.10	0.00
MOOE		0.00	0.00	0.00	0.00	0.00	0.00	0.00	255,000.00	255,000.00	0.00	59,295.00	0.00	0.00	59,295.00	0.00	0.00	0.00	0.00	0.00	0.00	195,705.00	59,295.10	0.00
Planning and Management Information Systems	200000100004000	0.00	0.00	0.00	0.00	0.00	0.00	0.00	5,000.00	5,000.00	0.00	0.00	0.00	0.00	0.00	0.00	0.00	0.00	0.00	0.00	0.00	5,000.00	0.10	0.00
MOOE		0.00	0.00	0.00	0.00	0.00	0.00	0.00	5,000.00	5,000.00	0.00	0.00	0.00	0.00	0.00	0.00	0.00	0.00	0.00	0.00	0.00	5,000.00	0.10	0.00
Learner Support Programs	200000100006000	0.00	0.00	0.00	0.00	13,311.81	0.00	0.00	24,660.00	37,971.81	0.00	0.00	0.00	0.00	0.00	0.00	0.00	0.00	0.00	0.00	0.00	37,971.81	0.10	0.00
MOOE		0.00	0.00	0.00	0.00	13,311.81	0.00	0.00	24,660.00	37,971.81	0.00	0.00	0.00	0.00	0.00	0.00	0.00	0.00	0.00	0.00	0.00	37,971.81	0.10	0.00
Building Partnerships and Linkages Program	200000100007000	0.00	0.00	0.00	0.00	182,941.84	0.00	0.00	0.00	182,941.84	106,307.00	1,860.00	0.00	0.00	108,167.00	26,517.00	81,650.00	0.00	0.00	108,167.00	0.00	74,774.84	0.10	0.00
MOOE		0.00	0.00	0.00	0.00	182,941.84	0.00	0.00	0.00	182,941.84	106,307.00	1,860.00	0.00	0.00	108,167.00	26,517.00	81,650.00	0.00	0.00	108,167.00	0.00	74,774.84	0.10	0.00
Child Protection Program	200000100009000	0.00	0.00	0.00	0.00	13,386.35	0.00	0.00	13,000.00	26,386.35	5,010.00	21,376.35	0.00	0.00	26,386.35	5,010.00	21,376.35	0.00	0.00	26,386.35	0.00	0.00	0.10	0.00
MOOE		0.00	0.00	0.00	0.00	13,386.35	0.00	0.00	13,000.00	26,386.35	5,010.00	21,376.35	0.00	0.00	26,386.35	5,010.00	21,376.35	0.00	0.00	26,386.35	0.00	0.00	0.10	0.00
Disaster Preparedness and Response Program	200000100010000	0.00	0.00	0.00	0.00	1,027,162.00	0.00	0.00	0.00	1,027,162.00	41,127.44	814,169.48	0.00	0.00	855,296.92	41,127.44	120,787.48	0.00	0.00	161,914.92	0.00	171,865.08	546,650.10	146,732.00
MOOE		0.00	0.00	0.00	0.00	1,027,162.00	0.00	0.00	0.00	1,027,162.00	41,127.44	814,169.48	0.00	0.00	855,296.92	41,127.44	120,787.48	0.00	0.00	161,914.92	0.00	171,865.08	546,650.10	146,732.00
Organizational and Professional Development for Non-Teaching Personnel	200000100011000	0.00	0.00	0.00	0.00	1,404.00	0.00	0.00	0.00	1,404.00	0.00	0.00	0.00	0.00	0.00	0.00	0.00	0.00	0.00	0.00	0.00	1,404.00	0.10	0.00
MOOE		0.00	0.00	0.00	0.00	1,404.00	0.00	0.00	0.00	1,404.00	0.00	0.00	0.00	0.00	0.00	0.00	0.00	0.00	0.00	0.00	0.00	1,404.00	0.10	0.00

Agenc Office of the Secretary
Operati Division of Ozamiz City
Organi 07 001 0810012
Fund 01 - Regular Agency Fund

Current Year Appropriations
 Supplemental Appropriations
 Continuing Appropriations

(e.g. UACS Fund Cluster: 01-Regular Agency Fund, 02-Foreign Assisted Projects Fund, 03-Special Account-Locally Funded/Domestic Grants Fund, and 04-Special Account-Foreign Assisted/Foreign Grants Fund)

Particulars	UACS CODE	Appropriations			Allotments				Current Year Obligations					Current Year Disbursements					Balances					
		Authoriz ed Appropri ations	Adjustmen ts (Transfer To/From, Modificatio n)	Adjusted Appropriat ions	Allotments		Adjustme nts (Reductio ns, Modificati on)	Tra nsfer To	Transfer From	Adjusted Allotments	1st Quarter Ending March 31	2nd Quarter Ending June 30	3rd Quar ter Endi ng	4th Quar ter Endi ng	Total	1st Quarter Ending March 31	2nd Quarter Ending June 30	3rd Qua rter Endi ng	4th Qua rter Endi ng	Total	Unused Funds		Unpaid Obligations (16-21)=(24+25)	
					SARO	Unobligated															Unrel eased Appr 22=(5- 11)	Unobligat ed Allotments	Due and Demandable	Not Yet Due and Demandable
Sub-Total, Support to Operations		0.00	0.00	0.00	0.00	1,238,206.00	0.00	0.00	297,660.00	1,535,866.00	152,444.44	896,700.83	0.00	0.00	1,049,145.27	72,654.44	223,813.83	0.00	0.00	296,468.27	0.00	486,720.73	605,945.00	144,732.00
PS		0.00	0.00	0.00	0.00	0.00	0.00	0.00	0.00	0.00	0.00	0.00	0.00	0.00	0.00	0.00	0.00	0.00	0.00	0.00	0.00	0.00	0.00	0.00
MOOE		0.00	0.00	0.00	0.00	1,238,206.00	0.00	0.00	297,660.00	1,535,866.00	152,444.44	896,700.83	0.00	0.00	1,049,145.27	72,654.44	223,813.83	0.00	0.00	296,468.27	0.00	486,720.73	605,945.00	144,732.00
FinEx (if Applicable)		0.00	0.00	0.00	0.00	0.00	0.00	0.00	0.00	0.00	0.00	0.00	0.00	0.00	0.00	0.00	0.00	0.00	0.00	0.00	0.00	0.00	0.00	0.00
CO		0.00	0.00	0.00	0.00	0.00	0.00	0.00	0.00	0.00	0.00	0.00	0.00	0.00	0.00	0.00	0.00	0.00	0.00	0.00	0.00	0.00	0.00	0.00
Operations	3000000000000000	0.00	0.00	0.00	0.00	4,736,727.75	0.00	0.00	2,702,145.34	7,438,873.09	267,761.00	2,228,647.14	0.00	0.00	2,496,408.14	77,521.44	602,037.26	0.00	0.00	679,558.70	0.00	4,942,464.95	854,423.44	962,426.00
CO : Access of every Filipino to an enhanced basic education program enabling them to prepare for further education and the world of work achieved		0.00	0.00	0.00	0.00	4,736,727.75	0.00	0.00	2,702,145.34	7,438,873.09	267,761.00	2,228,647.14	0.00	0.00	2,496,408.14	77,521.44	602,037.26	0.00	0.00	679,558.70	0.00	4,942,464.95	854,423.44	962,426.00
EDUCATION POLICY DEVELOPMENT PROGRAM		0.00	0.00	0.00	0.00	307,030.86	0.00	0.00	1,309,067.06	1,616,097.92	90,042.00	74,427.00	0.00	0.00	164,469.00	0.00	164,469.00	0.00	0.00	164,469.00	0.00	1,451,628.92	0.00	0.00
National Assessment Systems for Basic Education	310100100001000	0.00	0.00	0.00	0.00	122,881.40	0.00	0.00	82,642.30	205,523.70	0.00	0.00	0.00	0.00	0.00	0.00	0.00	0.00	0.00	0.00	0.00	205,523.70	0.00	0.00
MOOE		0.00	0.00	0.00	0.00	122,881.40	0.00	0.00	82,642.30	205,523.70	0.00	0.00	0.00	0.00	0.00	0.00	0.00	0.00	0.00	0.00	0.00	205,523.70	0.00	0.00
Basic Education Curriculum	310100100003000	0.00	0.00	0.00	0.00	172,013.46	0.00	0.00	1,226,424.76	1,398,438.22	90,042.00	74,427.00	0.00	0.00	164,469.00	0.00	164,469.00	0.00	0.00	164,469.00	0.00	1,233,969.22	0.00	0.00
MOOE		0.00	0.00	0.00	0.00	172,013.46	0.00	0.00	1,226,424.76	1,398,438.22	90,042.00	74,427.00	0.00	0.00	164,469.00	0.00	164,469.00	0.00	0.00	164,469.00	0.00	1,233,969.22	0.00	0.00
Development and Promotion of Campus Journalism	310100100005000	0.00	0.00	0.00	0.00	136.00	0.00	0.00	0.00	136.00	0.00	0.00	0.00	0.00	0.00	0.00	0.00	0.00	0.00	0.00	0.00	136.00	0.00	0.00
MOOE		0.00	0.00	0.00	0.00	136.00	0.00	0.00	0.00	136.00	0.00	0.00	0.00	0.00	0.00	0.00	0.00	0.00	0.00	0.00	0.00	136.00	0.00	0.00
Early Language Literacy and Numeracy	310100100007000	0.00	0.00	0.00	0.00	12,000.00	0.00	0.00	0.00	12,000.00	0.00	0.00	0.00	0.00	0.00	0.00	0.00	0.00	0.00	0.00	0.00	12,000.00	0.00	0.00
MOOE		0.00	0.00	0.00	0.00	12,000.00	0.00	0.00	0.00	12,000.00	0.00	0.00	0.00	0.00	0.00	0.00	0.00	0.00	0.00	0.00	0.00	12,000.00	0.00	0.00
BASIC EDUCATION INPUTS PROGRAM		0.00	0.00	0.00	0.00	1,677,574.18	0.00	0.00	597,078.28	2,274,652.46	108,355.00	226,447.70	0.00	0.00	334,802.70	28,081.44	216,615.26	0.00	0.00	244,696.70	0.00	1,939,849.76	90,106.00	0.00
Learning Tools and Equipment	310200100003000	0.00	0.00	0.00	0.00	7,297.60	0.00	0.00	0.00	7,297.60	0.00	0.00	0.00	0.00	0.00	0.00	0.00	0.00	0.00	0.00	0.00	7,297.60	0.00	0.00
MOOE		0.00	0.00	0.00	0.00	7,297.60	0.00	0.00	0.00	7,297.60	0.00	0.00	0.00	0.00	0.00	0.00	0.00	0.00	0.00	0.00	0.00	7,297.60	0.00	0.00
Textbooks and other Instructional Materials	310200100004000	0.00	0.00	0.00	0.00	110.00	0.00	0.00	6,555.00	6,665.00	6,555.00	0.00	0.00	0.00	6,555.00	0.00	6,555.00	0.00	0.00	6,555.00	0.00	110.00	0.00	0.00
MOOE		0.00	0.00	0.00	0.00	110.00	0.00	0.00	6,555.00	6,665.00	6,555.00	0.00	0.00	0.00	6,555.00	0.00	6,555.00	0.00	0.00	6,555.00	0.00	110.00	0.00	0.00
Computerization Program	310200100005000	0.00	0.00	0.00	0.00	1,658,737.00	0.00	0.00	339,723.28	1,998,460.28	28,081.44	109,377.54	0.00	0.00	137,458.98	28,081.44	24,187.54	0.00	0.00	52,268.98	0.00	1,861,061.30	85,190.00	0.00
MOOE		0.00	0.00	0.00	0.00	1,658,737.00	0.00	0.00	339,723.28	1,998,460.28	28,081.44	109,377.54	0.00	0.00	137,458.98	28,081.44	24,187.54	0.00	0.00	52,268.98	0.00	1,861,061.30	85,190.00	0.00
CO		0.00	0.00	0.00	0.00	1,500,000.00	0.00	0.00	164,287.00	1,664,287.00	0.00	0.00	0.00	0.00	0.00	0.00	0.00	0.00	0.00	0.00	0.00	1,664,287.00	0.00	0.00
Basic Education Facilities	310200100006000	0.00	0.00	0.00	0.00	11,429.58	0.00	0.00	250,800.00	262,229.58	73,718.56	117,070.16	0.00	0.00	190,788.72	0.00	185,872.72	0.00	0.00	185,872.72	0.00	71,440.86	4,916.00	0.00
CO		0.00	0.00	0.00	0.00	11,429.58	0.00	0.00	250,800.00	262,229.58	73,718.56	117,070.16	0.00	0.00	190,788.72	0.00	185,872.72	0.00	0.00	185,872.72	0.00	71,440.86	4,916.00	0.00
INCLUSIVE EDUCATION PROGRAM		0.00	0.00	0.00	0.00	847,839.90	0.00	0.00	0.00	847,839.90	32,810.00	570,401.44	0.00	0.00	603,211.44	32,810.00	70,759.00	0.00	0.00	103,569.00	0.00	244,628.46	499,642.44	0.00
Multigrade Education	310300100001000	0.00	0.00	0.00	0.00	323.96	0.00	0.00	0.00	323.96	0.00	0.00	0.00	0.00	0.00	0.00	0.00	0.00	0.00	0.00	0.00	323.96	0.00	0.00
MOOE		0.00	0.00	0.00	0.00	323.96	0.00	0.00	0.00	323.96	0.00	0.00	0.00	0.00	0.00	0.00	0.00	0.00	0.00	0.00	0.00	323.96	0.00	0.00
Indigenous Peoples Education (IPEd) Program	310300100002000	0.00	0.00	0.00	0.00	671,244.50	0.00	0.00	0.00	671,244.50	32,810.00	509,478.44	0.00	0.00	542,288.44	32,810.00	69,388.00	0.00	0.00	102,198.00	0.00	128,966.06	440,090.44	0.00
MOOE		0.00	0.00	0.00	0.00	671,244.50	0.00	0.00	0.00	671,244.50	32,810.00	509,478.44	0.00	0.00	542,288.44	32,810.00	69,388.00	0.00	0.00	102,198.00	0.00	128,966.06	440,090.44	0.00
Flexible Learning Options (ADM/ALS/EIE)	310300100003000	0.00	0.00	0.00	0.00	150,999.44	0.00	0.00	0.00	150,999.44	0.00	60,923.00	0.00	0.00	60,923.00	0.00	1,371.00	0.00	0.00	1,371.00	0.00	90,076.44	59,552.00	0.00
MOOE		0.00	0.00	0.00	0.00	150,999.44	0.00	0.00	0.00	150,999.44	0.00	60,923.00	0.00	0.00	60,923.00	0.00	1,371.00	0.00	0.00	1,371.00	0.00	90,076.44	59,552.00	0.00

Depart Department of Education (DepEd)
Agenc Office of the Secretary
Operati Division of Ozamiz City

Current Year Appropriations
 Supplemental Appropriations

Organi 07 001 0810012
Fund 01 - Regular Agency Fund

(e.g. UACS Fund Cluster: 01-Regular Agency Fund, 02-Foreign Assisted Projects Fund, 03-Special Account-Locally Funded/Domestic Grants Fund, and 04-Special Account-Foreign Assisted/Foreign Grants Fund)

Particulars	UACS CODE	Appropriations Adjustments		Allotments		Adjustments		Transfer From	Adjusted Allotments	Current Year Obligations				Total	Current Year Disbursements				Balances						
		Authoriz'd Appropriations	(Transfer To/From, Modifications)	Adjusted Appropriations	SARO	Unobligated	Reductions, Modifications			Transfer To	1st Quarter Ending March 31	2nd Quarter Ending June 30	3rd-4th		1st Quarter Ending March 31	2nd Quarter Ending June 30	3rd-4th		Unused Funds		Unpaid Obligations (16-21)=(24+25)				
													Quar ter Endi ng Sept				Quar ter Endi ng Dec	Quar ter Endi ng Sep	Quar ter Endi ng Dec	Unrel eased Appr opriat	Unobligated Allotments	Due and Demandable	Not Yet Due and Demandable		
1	2	3	4	5=(3+4)	6	7	8	9	10	11=[(6+7+(-)8)-9+10]	12	13	14	15	16=(12+13+14+15)	17	18	19	20	21=(17+18+19+20)	22=(5-11)	23=(11-16)	24	25	
Madrasah Education Program	310300100004000	0.00	0.00	0.00	0.00	4,581.00	0.00	0.00	0.00	4,581.00	0.00	0.00	0.00	0.00	0.00	0.00	0.00	0.00	0.00	0.00	0.00	4,581.00	0.00	0.00	
MOOE		0.00	0.00	0.00	0.00	4,581.00	0.00	0.00	0.00	4,581.00	0.00	0.00	0.00	0.00	0.00	0.00	0.00	0.00	0.00	0.00	0.00	4,581.00	0.00	0.00	
Special Needs Education Program	310300100005000	0.00	0.00	0.00	0.00	20,691.00	0.00	0.00	0.00	20,691.00	0.00	0.00	0.00	0.00	0.00	0.00	0.00	0.00	0.00	0.00	0.00	20,691.00	0.00	0.00	
MOOE		0.00	0.00	0.00	0.00	20,691.00	0.00	0.00	0.00	20,691.00	0.00	0.00	0.00	0.00	0.00	0.00	0.00	0.00	0.00	0.00	0.00	20,691.00	0.00	0.00	
SUPPORT TO SCHOOLS AND LEARNERS PROGRAM		0.00	0.00	0.00	0.00	1,479,756.71	0.00	0.00	64,000.00	1,543,756.71	0.00	1,152,776.00	0.00	0.00	1,152,776.00	0.00	126,350.00	0.00	0.00	126,350.00	0.00	390,980.71	64,000.00	962,426.00	
School-Based Feeding Program (SBFP)	310400100001000	0.00	0.00	0.00	0.00	1,156,256.71	0.00	0.00	0.00	1,156,256.71	0.00	1,088,776.00	0.00	0.00	1,088,776.00	0.00	126,350.00	0.00	0.00	126,350.00	0.00	67,480.71	0.00	962,426.00	
MOOE		0.00	0.00	0.00	0.00	1,156,256.71	0.00	0.00	0.00	1,156,256.71	0.00	1,088,776.00	0.00	0.00	1,088,776.00	0.00	126,350.00	0.00	0.00	126,350.00	0.00	67,480.71	0.00	962,426.00	
Operation of Schools - Elementary (Kinder to Grade 6)	310400100002000	0.00	0.00	0.00	0.00	0.00	0.00	0.00	64,000.00	64,000.00	0.00	64,000.00	0.00	0.00	64,000.00	0.00	0.00	0.00	0.00	0.00	0.00	0.00	64,000.00	0.00	0.00
MOOE		0.00	0.00	0.00	0.00	0.00	0.00	0.00	64,000.00	64,000.00	0.00	64,000.00	0.00	0.00	64,000.00	0.00	0.00	0.00	0.00	0.00	0.00	0.00	64,000.00	0.00	0.00
Implementation of the Grant of Cash Allowance, Hardship Pay, and Reclassification of Positions	310400100001000	0.00	0.00	0.00	0.00	323,500.00	0.00	0.00	0.00	323,500.00	0.00	0.00	0.00	0.00	0.00	0.00	0.00	0.00	0.00	0.00	0.00	323,500.00	0.00	0.00	
MOOE		0.00	0.00	0.00	0.00	323,500.00	0.00	0.00	0.00	323,500.00	0.00	0.00	0.00	0.00	0.00	0.00	0.00	0.00	0.00	0.00	0.00	323,500.00	0.00	0.00	
EDUCATION HUMAN RESOURCE DEVELOPMENT PROGRAM		0.00	0.00	0.00	0.00	424,526.10	0.00	0.00	732,000.00	1,156,526.10	36,554.00	294,595.00	0.00	0.00	241,149.00	16,630.00	23,844.00	0.00	0.00	40,474.00	0.00	915,377.10	200,675.00	0.00	
Human resource development for personnel in schools and learning centers	310500100001000	0.00	0.00	0.00	0.00	424,526.10	0.00	0.00	732,000.00	1,156,526.10	36,554.00	294,595.00	0.00	0.00	241,149.00	16,630.00	23,844.00	0.00	0.00	40,474.00	0.00	915,377.10	200,675.00	0.00	
MOOE		0.00	0.00	0.00	0.00	424,526.10	0.00	0.00	732,000.00	1,156,526.10	36,554.00	294,595.00	0.00	0.00	241,149.00	16,630.00	23,844.00	0.00	0.00	40,474.00	0.00	915,377.10	200,675.00	0.00	
Sub-Total, Operations		0.00	0.00	0.00	0.00	4,736,727.75	0.00	0.00	2,702,145.34	7,438,873.09	267,761.00	2,228,647.14	0.00	0.00	2,496,408.14	77,521.44	802,037.26	0.00	0.00	679,558.70	0.00	4,942,464.95	854,423.44	962,426.00	
PS		0.00	0.00	0.00	0.00	0.00	0.00	0.00	0.00	0.00	0.00	0.00	0.00	0.00	0.00	0.00	0.00	0.00	0.00	0.00	0.00	0.00	0.00	0.00	
MOOE		0.00	0.00	0.00	0.00	3,225,298.17	0.00	0.00	2,287,058.34	5,512,356.51	194,042.44	2,111,576.98	0.00	0.00	2,305,619.42	77,521.44	416,164.54	0.00	0.00	493,685.98	0.00	3,206,737.09	849,507.44	962,426.00	
FinEx (if Applicable)		0.00	0.00	0.00	0.00	0.00	0.00	0.00	0.00	0.00	0.00	0.00	0.00	0.00	0.00	0.00	0.00	0.00	0.00	0.00	0.00	0.00	0.00	0.00	
CO		0.00	0.00	0.00	0.00	1,511,429.58	0.00	0.00	415,067.00	1,926,516.58	73,718.56	117,070.16	0.00	0.00	190,788.72	0.00	185,872.72	0.00	0.00	185,872.72	0.00	1,735,727.86	4,916.00	0.00	
Sub-Total, I. Agency Specific Budget		0.00	0.00	0.00	0.00	6,411,225.11	0.00	0.00	3,577,965.34	9,989,190.45	544,916.23	3,330,241.05	0.00	0.00	3,375,157.28	274,476.67	904,069.59	0.00	0.00	1,178,546.26	0.00	6,114,033.17	1,587,453.02	1,109,158.00	
PS		0.00	0.00	0.00	0.00	0.00	0.00	0.00	0.00	0.00	0.00	0.00	0.00	0.00	0.00	0.00	0.00	0.00	0.00	0.00	0.00	0.00	0.00	0.00	
MOOE		0.00	0.00	0.00	0.00	4,899,795.53	0.00	0.00	3,162,878.34	8,062,673.87	471,197.67	3,213,170.89	0.00	0.00	3,584,368.56	274,476.67	718,196.87	0.00	0.00	992,673.54	0.00	4,378,305.31	1,582,537.02	1,109,158.00	
FinEx (if Applicable)		0.00	0.00	0.00	0.00	0.00	0.00	0.00	0.00	0.00	0.00	0.00	0.00	0.00	0.00	0.00	0.00	0.00	0.00	0.00	0.00	0.00	0.00	0.00	
CO		0.00	0.00	0.00	0.00	1,511,429.58	0.00	0.00	415,067.00	1,926,516.58	73,718.56	117,070.16	0.00	0.00	190,788.72	0.00	185,872.72	0.00	0.00	185,872.72	0.00	1,735,727.86	4,916.00	0.00	
GRAND TOTAL		0.00	0.00	0.00	0.00	6,411,225.11	0.00	0.00	3,577,965.34	9,989,190.45	544,916.23	3,330,241.05	0.00	0.00	3,375,157.28	274,476.67	904,069.59	0.00	0.00	1,178,546.26	0.00	6,114,033.17	1,587,453.02	1,109,158.00	
PS		0.00	0.00	0.00	0.00	0.00	0.00	0.00	0.00	0.00	0.00	0.00	0.00	0.00	0.00	0.00	0.00	0.00	0.00	0.00	0.00	0.00	0.00	0.00	
MOOE		0.00	0.00	0.00	0.00	4,899,795.53	0.00	0.00	3,162,878.34	8,062,673.87	471,197.67	3,213,170.89	0.00	0.00	3,584,368.56	274,476.67	718,196.87	0.00	0.00	992,673.54	0.00	4,378,305.31	1,582,537.02	1,109,158.00	
FinEx (if Applicable)		0.00	0.00	0.00	0.00	0.00	0.00	0.00	0.00	0.00	0.00	0.00	0.00	0.00	0.00	0.00	0.00	0.00	0.00	0.00	0.00	0.00	0.00	0.00	
CO		0.00	0.00	0.00	0.00	1,511,429.58	0.00	0.00	415,067.00	1,926,516.58	73,718.56	117,070.16	0.00	0.00	190,788.72	0.00	185,872.72	0.00	0.00	185,872.72	0.00	1,735,727.86	4,916.00	0.00	
Recapitulation by OO:																									
Unobligated Allotment		0.00	0.00	0.00	0.00	4,736,727.75	0.00	0.00	2,702,145.34	7,438,873.09	267,761.00	2,228,647.14	0.00	0.00	2,496,408.14	77,521.44	802,037.26	0.00	0.00	679,558.70	0.00	4,942,464.95	854,423.44	962,426.00	
I. Agency Specific Budget		0.00	0.00	0.00	0.00	4,736,727.75	0.00	0.00	2,702,145.34	7,438,873.09	267,761.00	2,228,647.14	0.00	0.00	2,496,408.14	77,521.44	802,037.26	0.00	0.00	679,558.70	0.00	4,942,464.95	854,423.44	962,426.00	
EDUCATION POLICY DEVELOPMENT PROGRAM		0.00	0.00	0.00	0.00	307,030.86	0.00	0.00	1,309,067.06	1,616,097.92	90,042.00	74,427.00	0.00	0.00	164,469.00	0.00	164,469.00	0.00	0.00	164,469.00	0.00	1,451,528.92	0.00	0.00	


Supplemental Appropriations
 Continuing Appropriations

Operati Division of Ozamiz City
 Organi 07 001 0810012
 Fund 01 - Regular Agency Fund

(e.g. UACS Fund Cluster: 01-Regular Agency Fund, 02-Foreign Assisted Projects Fund, 03-Special Account-Locally Funded/Domestic Grants Fund, and 04-Special Account-Foreign Assisted/Foreign Grants Fund)

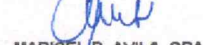
Particulars	UACS CODE	Appropriations			Allotments				Current Year Obligations					Current Year Disbursements				Balances						
		Authoriz d Appropri ations	Adjustmen ts (Transfer To/From, Modificatio ns/ Augmentat	Adjusted Appropriat ions	SARO	Unobligated	Adjustme nts (Reductio ns, Modificati ons/ Augmenta	Tran sfer To	Transfer From	Adjusted Allotments	1st Quarter Ending March 31	2nd Quarter Ending June 30	3rd Quar ter Endi ng Sept emb	4th Quar ter Endi ng Dece mber	Total	1st Quarter Ending March 31	2nd Quarter Ending June 30	3rd Quar ter Endi ng Sep tem	4th Quar ter Endi ng Dec em	Total	Unrel eased Appr opriat ions	Unobligated Allotments	Due and Demandable	Unpaid Obligations (16-21)=(24+25) Not Yet Due and Demandable
1	2	3	4	5=(3+4)	6	7	8	9	10	11=[(6+7+(-)8)- 9+10]	12	13	14	15	16=(12+13+14+ 15)	17	18	19	20	21=(17+18+19 +20)	22=(5- 11)	23=(11-16)	24	25
BASIC EDUCATION INPUTS PROGRAM		0.00	0.00	0.00	0.00	1,677,574.18	0.00	0.00	597,078.28	2,274,652.46	108,355.00	226,447.70	0.00	0.00	334,802.70	28,081.44	216,615.26	0.00	0.00	244,696.70	0.00	1,939,849.76	90,106.00	0.00
INCLUSIVE EDUCATION PROGRAM		0.00	0.00	0.00	0.00	847,839.90	0.00	0.00	0.00	847,839.90	32,810.00	570,401.44	0.00	0.00	603,211.44	32,810.00	70,759.00	0.00	0.00	103,569.00	0.00	244,628.46	499,642.44	0.00
SUPPORT TO SCHOOLS AND LEARNERS PROGRAM		0.00	0.00	0.00	0.00	1,479,756.71	0.00	0.00	64,000.00	1,543,756.71	0.00	1,152,776.00	0.00	0.00	1,152,776.00	0.00	126,350.00	0.00	0.00	126,350.00	0.00	390,980.71	64,000.00	962,426.00
EDUCATION HUMAN RESOURCE DEVELOPMENT PROGRAM		0.00	0.00	0.00	0.00	424,526.10	0.00	0.00	732,000.00	1,156,526.10	36,554.00	204,595.00	0.00	0.00	241,149.00	16,630.00	23,844.00	0.00	0.00	40,474.00	0.00	915,377.10	200,675.00	0.00

Certified Correct:


 IVY J. CABUAL
 Budget Officer III

Date:

Certified Correct:



 MARICEL D. AVILA, CPA
 Accountant III

Date:

Recommending Approval By:

Date:

Approved By:


 NIMFA R. LAGO, PhD., CESO-VI
 Assistant Schools Division Superintendent
 OIC- Office of the Schools Division Superintendent

Date: